




www.maderasojea.com

Todo en madera, lo más ecológico

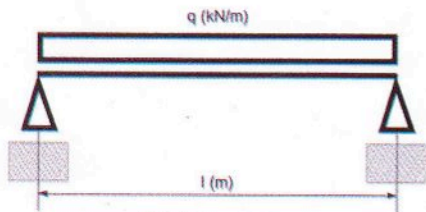
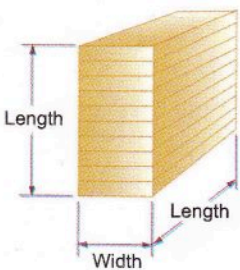
LAMELLÉ-COLLÉE / GLULAM BEAMS



****MESURES DISPONIBLE EN STOCK****

**** MEASURES AVAILABLE IN STOCK****

LOAD CM	Distance cm.									
	6,0	8,0	10,0	12,0	14,0	16,0	18,0	20,0	22,0	24,0
10										
12										
14										
16										
20										
24										
28										
32										
36										
40										
44										
48										
52										
56										
60										



GLUE LAMINATED
TIMBERS WITH
TWO SUPPORTS
WITH CONSTANT
LOAD ACCORDING TO THE
DIN 1042 REGULATIONS

m	kN/m	q (load / m.l.) = distance x load m2											
		1.00	2.00	3.00	4.00	5.00	6.00	7.00	8.00	9.00	10.00	12.00	
3.0	8/12	8/12	8/16	8/16	8/19	8/19	8/19	10/19	10/22	10/22	10/22	10/26	10/26
3.5	8/12	8/16	8/16	8/19	8/19	8/19	10/19	10/22	10/22	10/22	10/26	10/26	10/26
4.0	8/12	8/16	10/19	10/19	10/22	10/22	10/26	10/26	10/29	10/29	12/29	12/32	12/32
4.5	8/16	8/19	10/22	10/22	10/26	10/26	10/29	12/29	12/29	12/32	12/32	12/36	12/36
5.0	8/16	10/19	10/22	10/26	10/29	10/29	12/29	12/32	12/32	12/36	12/36	12/39	12/39
5.5	8/19	10/22	10/26	10/29	12/29	12/32	12/32	12/36	12/36	12/39	12/39	14/39	14/39
6.0	10/19	10/26	10/29	12/29	12/32	12/36	12/36	12/39	14/39	14/39	14/42	14/42	14/42
6.5	10/22	10/26	12/29	12/32	12/36	12/36	12/39	14/39	14/42	14/42	14/46	14/46	14/49
7.0	10/22	12/26	12/32	12/36	12/39	14/39	14/42	14/42	14/46	14/46	14/49	14/49	16/52
7.5	10/26	12/29	12/32	12/42	14/39	14/42	14/42	14/46	14/49	14/49	14/52	16/49	16/56
8.0	10/26	12/32	12/36	14/39	14/46	14/42	14/46	14/49	16/49	16/52	16/52	16/56	16/56
9.0	12/29	12/36	14/39	14/42	14/46	14/49	16/49	16/52	16/52	16/59	16/59	16/62	16/62
10.00	12/32	14/42	14/42	14/49	14/52	16/52	16/55	16/59	16/59	16/59	16/62	18/65	18/65
11.00	12/36	14/42	14/49	16/49	16/55	16/59	16/62	16/62	16/69	18/69	18/69	18/72	18/72
12.00	12/39	14/46	16/49	15/55	16/59	16/62	18/65	18/72	18/69	18/72	18/72	18/78	18/78

Essence : Spain Epicéa de 13,500 mètres
Lamelles : épaisseur standard 40 mm.
Dimensions : Largeur : 60 a 240 mm.
Hauteur : 100 a 640
Longeur 13,500 mt.

Colle : transparent joint, EN 301 Type 1
Classe de qualité : BS 11 qualité visuelle,
Plastifiée individuellement et par palet
Légèrement chanfreiné

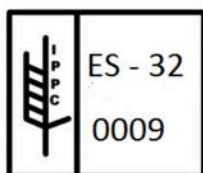
Wood : Spruce of 13,500 mts.
Lamella thickness : 40mm.
Lengths : width : 60 to 240 mm.
height : 100 to 640
length : 13,500 mts.

Gluing : transparent joint, EN 301 Type 1
Quality : GL24, GL 28
foil wrapping individually
chamfered edges

TOUT EN BOIS, LE PLUS ÉCOLOGIQUE
EVERYTHING IN WOOD, THE MOST ECOLOGICAL



CE



www.maderasojea.com
Todo en madera, lo más ecológico

C\ISEOANE S/N
32500 CARBALLINO (ORENSE) - SPAIN
PHONE/TEL: 0034 / 902 157 526
FAX: 0034 988.27.02.73
E-MAIL: exporttimber@maderasojea.com
www.maderasojea.com



www.maderasojea.com
Todo en madera, lo más ecológico